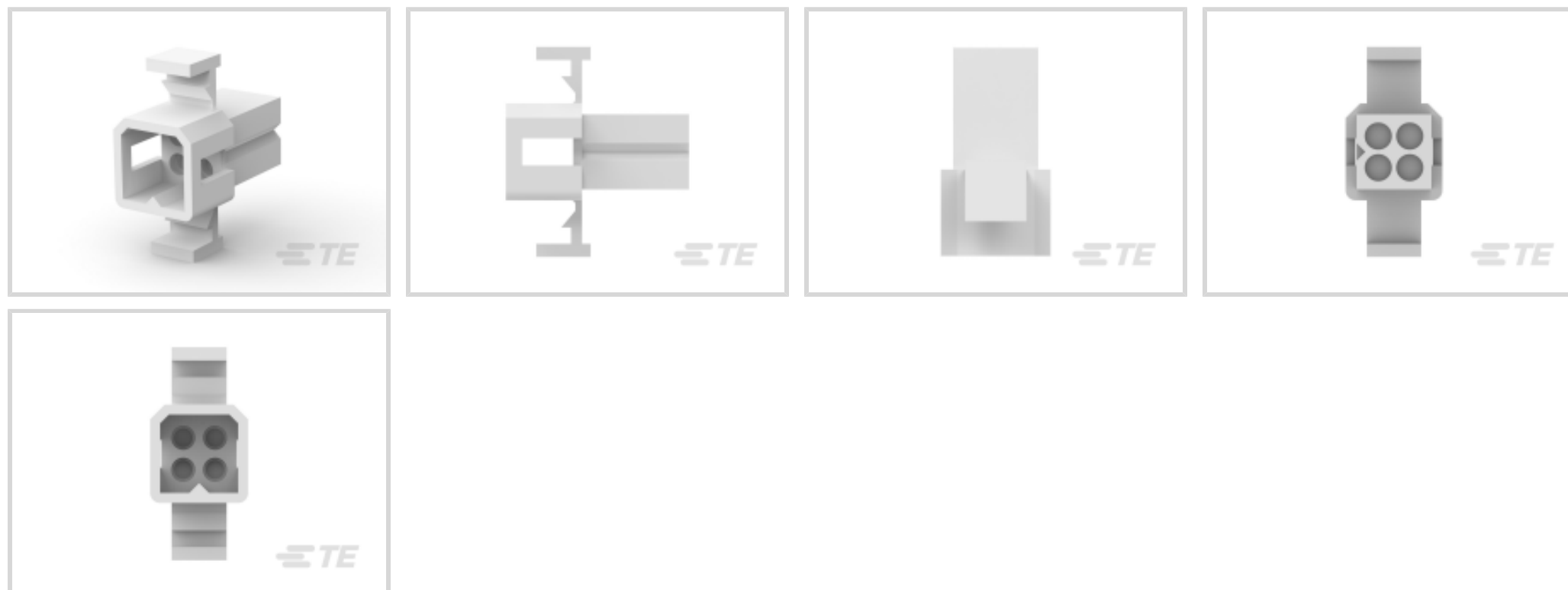




Connectors > Power Connectors > Rectangular Power > Rectangular Power Connectors



Rectangular Power Connector Type: **Housing**

Connector & Housing Type: **Plug**

Connector System: **Wire-to-Wire**

Number of Positions: **4**

Centerline (Pitch): **3.68 mm [.145 in]**

Features

Product Type Features

Rectangular Power Connector Type	Housing
Connector & Housing Type	Plug
Connector System	Wire-to-Wire
Sealable	No
Connector & Contact Terminates To	Wire & Cable

Configuration Features

Number of Positions	4
Number of Signal Positions	4
Number of Rows	2

Electrical Characteristics

Operating Voltage	250 VDC
-------------------	---------

Contact Features

Contact Retention Within Housing	Without
Contact Type	Pin



Termination Features

Termination Method to Wire & Cable	Crimp
Wire/Cable Type	Discrete Wire

Mechanical Attachment

Panel Mount Feature	With
Panel Mount Feature Type	Mounting Ears
Connector Mounting Type	Panel Mount

Housing Features

Centerline (Pitch)	3.68 mm [.145 in]
Housing Color	Natural
Housing Material	Nylon

Dimensions

Wire Size	394.71 – 1776.17 CMA
Row-to-Row Spacing	3.68 mm [.145 in]
Width	11.3 mm [.445 in]
Accepts Wire Insulation Diameter Range	1.27 – 2.79 mm [.05 – .11 in]
Height	11.3 mm [.445 in]
Length	22 mm [.8 in]

Usage Conditions

Operating Temperature Range	-55 – 105 °C [-67 – 221 °F]
-----------------------------	-----------------------------

Operation/Application

Circuit Application	Power & Signal
---------------------	----------------

Industry Standards

UL Flammability Rating	UL 94V-2
Glow Wire Rating	Standard Part - Not Glow Wire
Agency/Standard Number	E28476
Agency/Standard	CSA, UL
UL Rating	Recognized
CSA File Number	LR7189
VDE Tested	No

Packaging Features

--	--



Packaging Method	Package
Packaging Quantity	1

Product Compliance

[For compliance documentation, visit the product page on TE.com>](#)

EU RoHS Directive 2011/65/EU	Compliant
EU ELV Directive 2000/53/EC	Compliant
China RoHS 2 Directive MIIT Order No 32, 2016	No Restricted Materials Above Threshold
EU REACH Regulation (EC) No. 1907/2006	Current ECHA Candidate List: JUNE 2022 (224) Candidate List Declared Against: JUNE 2022 (224) Does not contain REACH SVHC
Halogen Content	BFR/CFR/PVC Free, but Br/Cl >900 ppm in other sources.
Solder Process Capability	Not applicable for solder process capability

















Product Compliance Disclaimer

This information is provided based on reasonable inquiry of our suppliers and represents our current actual knowledge based on the information they provided. This information is subject to change. The part numbers that TE has identified as EU RoHS compliant have a maximum concentration of 0.1% by weight in homogenous materials for lead, hexavalent chromium, mercury, PBB, PBDE, DBP, BBP, DEHP, DIBP, and 0.01% for cadmium, or qualify for an exemption to these limits as defined in the Annexes of Directive 2011/65/EU (RoHS2). Finished electrical and electronic equipment products will be CE marked as required by Directive 2011/65/EU. Components may not be CE marked. Additionally, the part numbers that TE has identified as EU ELV compliant have a maximum concentration of 0.1% by weight in homogenous materials for lead, hexavalent chromium, and mercury, and 0.01% for cadmium, or qualify for an exemption to these limits as defined in the Annexes of Directive 2000/53/EC (ELV). Regarding the REACH Regulation, the information TE provides on SVHC in articles for this part number is based on the latest European Chemicals Agency (ECHA) 'Guidance on requirements for substances in articles' posted at this URL: <https://echa.europa.eu/guidance-documents/guidance-on-reach>





Compatible Parts

 <p>TE Part # 794017-1 .062 CP&S PIN PTPBR L/P 24-18</p>	 <p>TE Part # 350629-5 .062 COMM P&S PIN AUNI/BR</p>	 <p>TE Part # 350628-5 .062 COMM P&S SOK AUNI/BR</p>	 <p>TE Part # 640391-1 .062 COMM P&S PIN 24-30 PTPBR</p>
---	---	---	---



 <p>TE Part # 350629-1 .062 COMM P&S PIN 18-24 PTPBR</p>	 <p>TE Part # 350628-2 .062 COMM P&S SOK PTPPHBZ</p>	 <p>TE Part # 640392-1 .062 COMM P&S SOK 24-30 PTPBR</p>	 <p>TE Part # 350629-8 .062 COMM P&S PIN PRE TIN/PHBZ</p>
 <p>TE Part # 770441-1 04P .062 COMM P&S RECPT</p>	 <p>TE Part # 770442-1 04P .062 COMM P&S RECPT</p>	 <p>TE Part # 794019-1 .062 CP&S SOK PTPBR L/P 30-24</p>	 <p>TE Part # 350628-1 .062 COMM P&S SOK 18-24 PTPBR</p>
 <p>TE Part # 770983-1 .062 COMM P&S PIN 18-24 PTPBR</p>	 <p>TE Part # 350628-6 .062 COMM P&S SOK AUNI/PHBZ</p>	 <p>TE Part # 794046-1 .062 COMM P&S SOK 24-30 PTPBR</p>	 <p>TE Part # 640392-2 .062 COMM P&S SOK 24-30PTPHBZ</p>
 <p>TE Part # 794016-1 .062 CP&S SOK PTPBR L/P 24-18</p>	 <p>TE Part # 794018-1 .062 CP&S PIN PTPBR L/P 30-24</p>	 <p>TE Part # 794103-1 .062 COMM P&S LANCELESS SCKT</p>	 <p>TE Part # 350628-8 .062 CP&S SOK 18-24 PTPBR PLST</p>

Also in the Series | Commercial Pin and Socket Connectors


 <p>Connector Contacts(3)</p>	 <p>Crimp Wire Pins, Tabs & Ferrules(1)</p>	 <p>Insertion & Extraction Tools(3)</p>	 <p>Power Contacts(40)</p>
--	---	--	---



Rectangular Connector Housings(11)



Rectangular Power Connectors(88)



Standard Rectangular Connectors(4)

Documents

Product Drawings

[04P .062 COMM P&S PLUG](#)

English

CAD Files

Customer View Model

[ENG_CVM_770443-1_C1.3d_igs.zip](#)

English

Customer View Model

[ENG_CVM_770443-1_C1.3d_stp.zip](#)

English

Customer View Model

[ENG_CVM_770443-1_C1.2d_dxf.zip](#)

English

[3D PDF](#)

English

[3D PDF](#)

3D

Customer View Model

[ENG_CVM_CVM_770443-1_G.2d_dxf.zip](#)

English

Customer View Model

[ENG_CVM_CVM_770443-1_G.3d_igs.zip](#)

English

Customer View Model

[ENG_CVM_CVM_770443-1_G.3d_stp.zip](#)

English

By downloading the CAD file I accept and agree to the [Terms and Conditions](#) of use.

Datasheets & Catalog Pages

[SOFT_SHELL_PIN_AND_SOCKET_CONNECTORS_CATALOG](#)

English

Product Specifications

[Application Specification](#)



English

[Agency Approvals](#)

[Agency Approval Document](#)

English